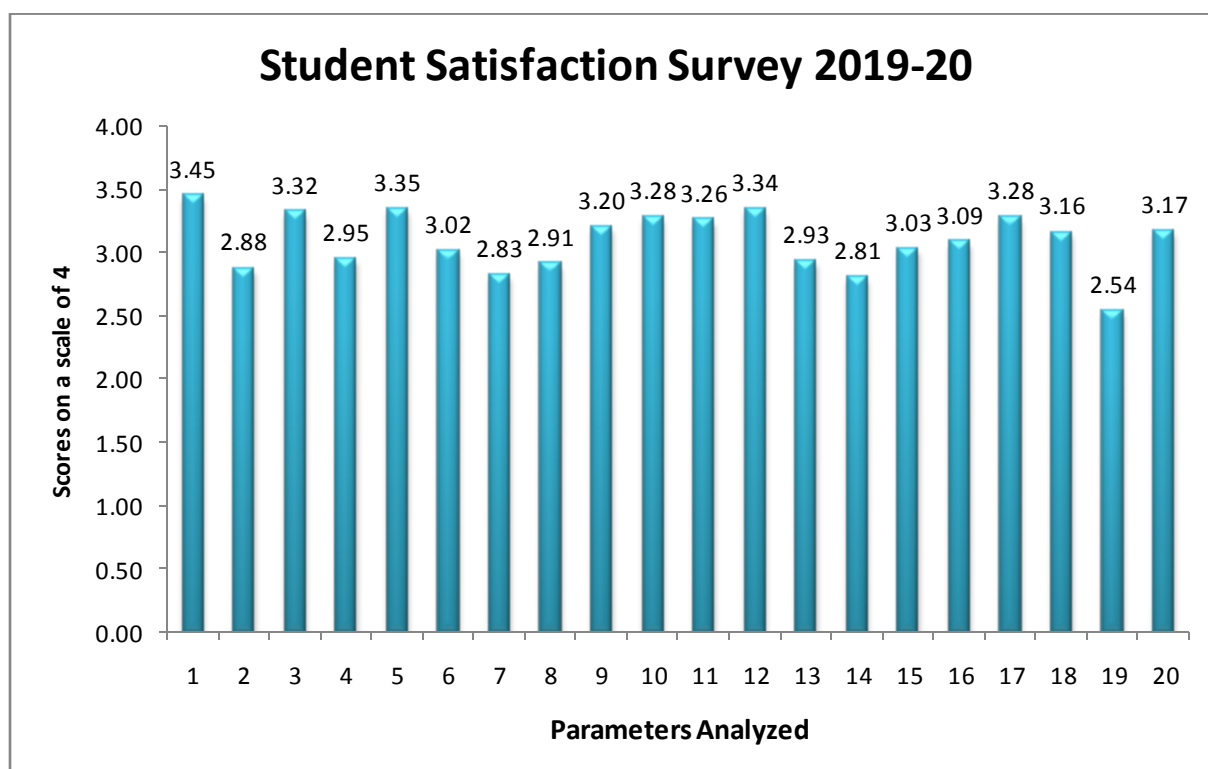




Bhavan's Vivekananda College
of Science, Humanities and Commerce
Sainikpuri, Secunderabad – 500 094
Accredited with 'A' grade by NAAC
Autonomous College - Affiliated to Osmania University

Student Satisfaction Survey Report 2019-20

Overall response rate

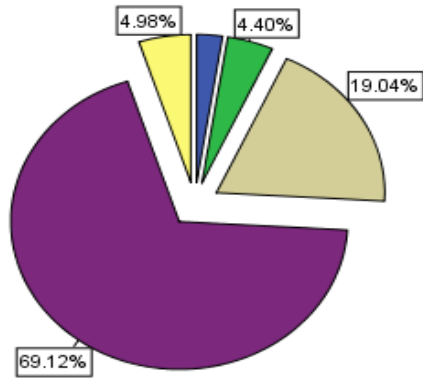


The student satisfaction survey on teaching and learning was conducted for the year 2019-20. A total of 3093 students participated in the survey and rated the learning and pedagogy processes adopted in the college. All undergraduate and postgraduate students participated in the survey.

A questionnaire was prepared with 21 questions adopted from NAAC SSS, with one question being an open ended question on suggestions and improvements. Mean values were analysed for 20 questions and represented graphically. All the responses were analyzed and presented for each individual question on a scale of 4, with 4 being the highest and 0 being the lowest. The highest response rate was observed for the percentage of syllabus covered while improvement is required in using ICT tools while teaching. Overall, the analysis showed encouraging responses from students rating the teaching and learning process as very good

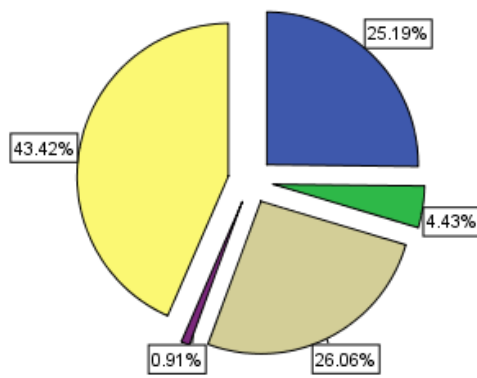
How much of the syllabus was covered in the class?

- 31 to 54%
- 55 to 69%
- 70 to 84%
- 85 to 100%
- Below 30%

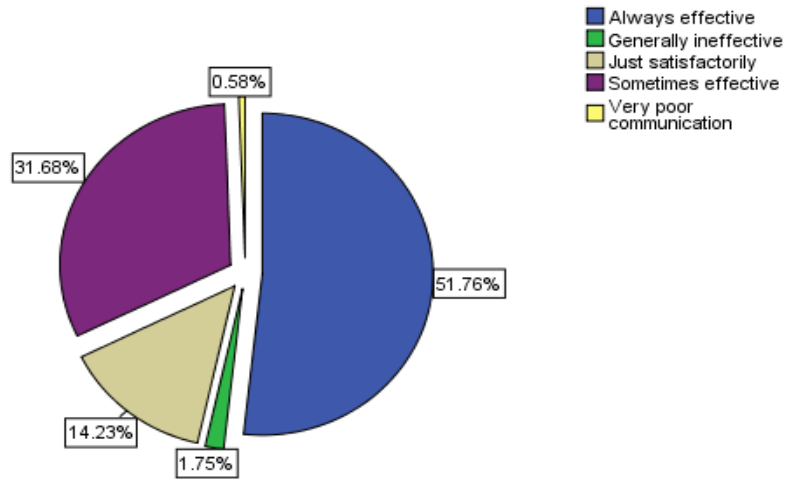


How well did the teachers prepare for the classes?

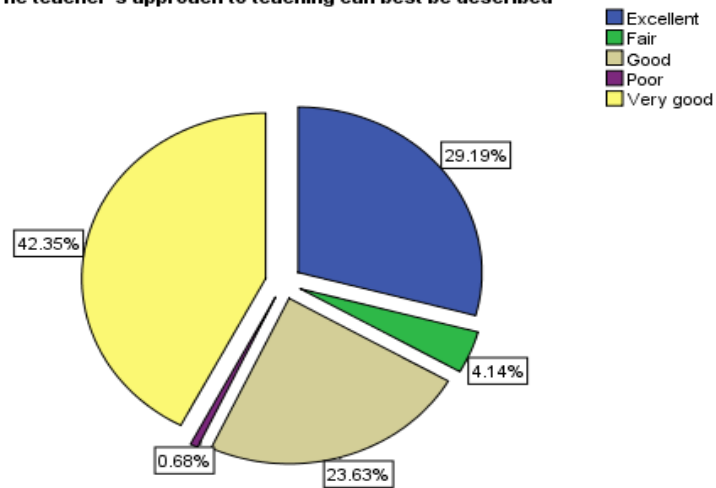
- Excellent
- Fair
- Good
- Poor
- Very good



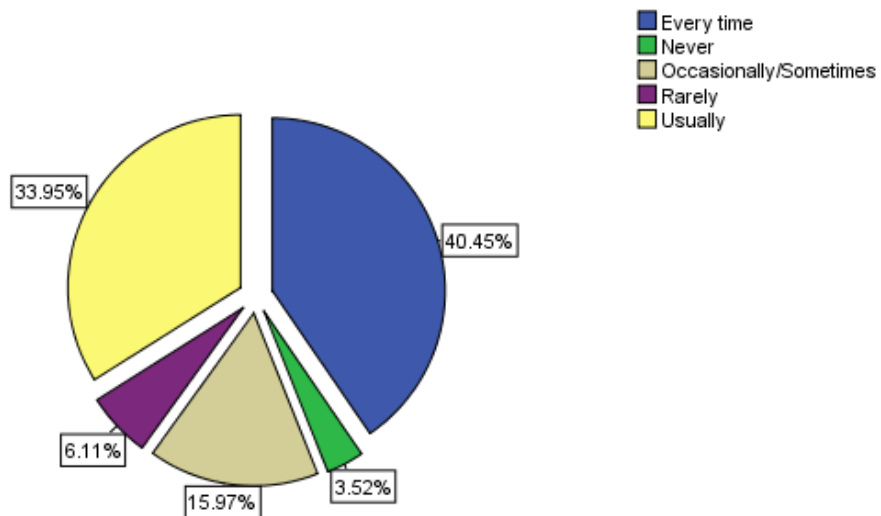
How well were the teachers able to communicate?



The teacher's approach to teaching can best be described

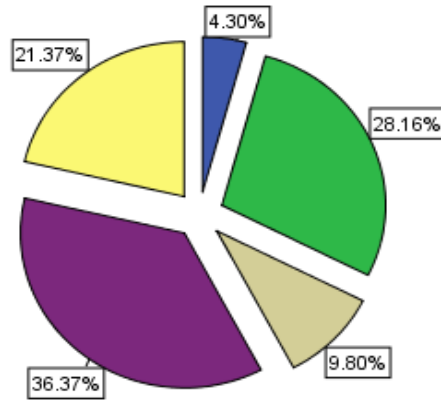


Was your performance in assignments discussed with you?



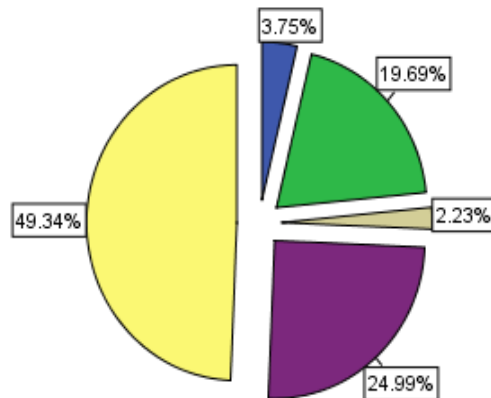
The institute takes active interest in promoting internship, student exchange(programs), field visit opportunities for students.

- Never
- Often
- Rarely
- Regularly
- Sometimes

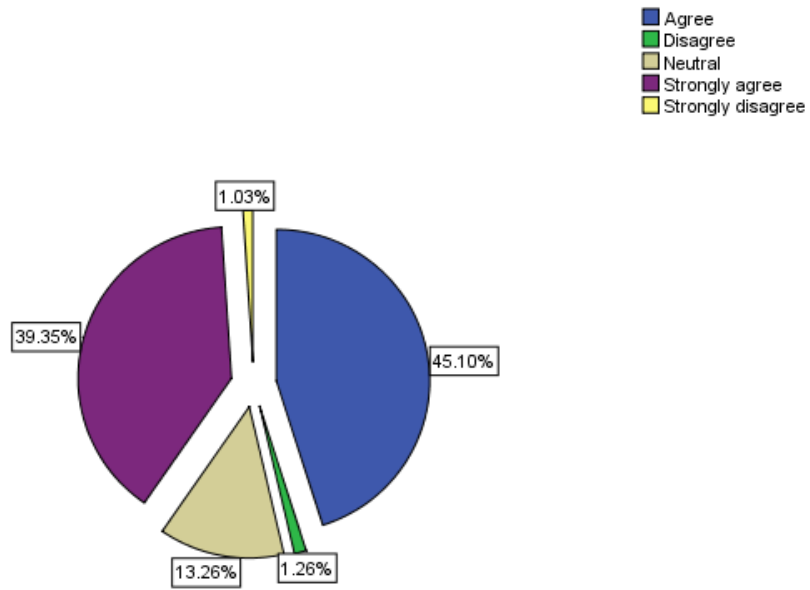


The teaching and mentoring process (the class teacher's counseling or guidance) in your institution facilitates you in cognitive (intellectual), social and emotional growth.

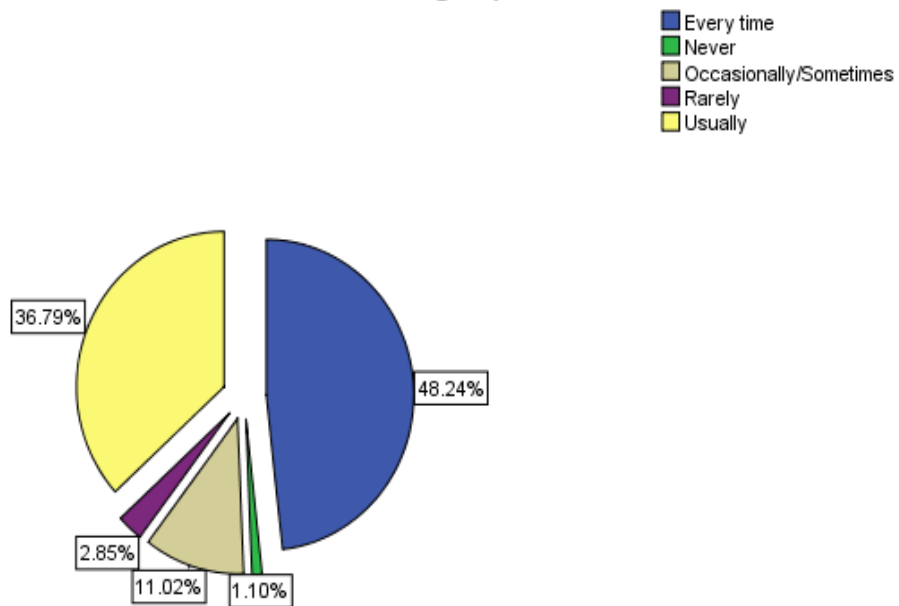
- Marginally
- Moderately
- Not at all
- Significantly
- Very well



The institution provides multiple opportunities to learn and grow.

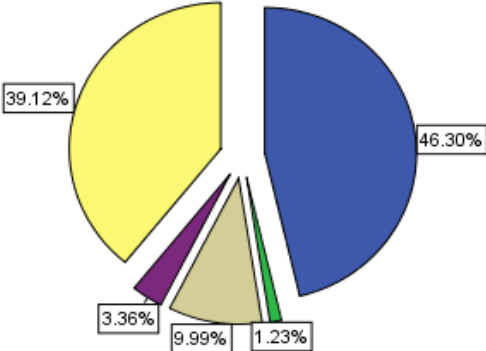


Teachers inform you about your expected competencies, course outcomes (the knowledge/skills acquired at the end of the semester in their respective subjects) and programme outcomes (the expected level of knowledge/skills acquired at the end of the degree)



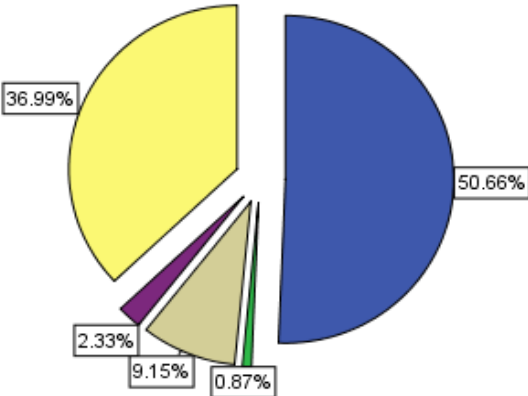
Your mentor (class teacher) does a necessary follow-up with an assigned task to you.

- Every time
- I don't have a mentor
- Occasionally/Sometimes
- Rarely
- Usually

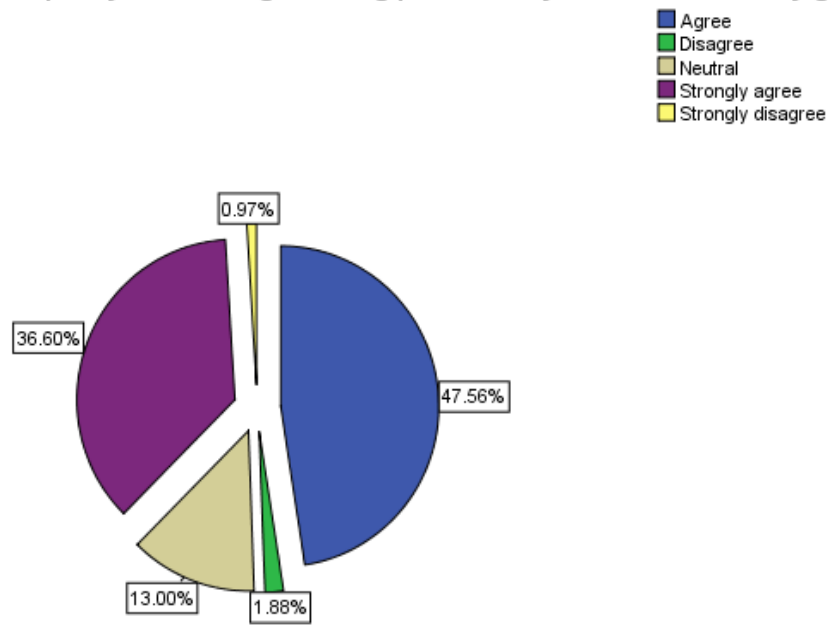


The teachers illustrate the concepts through examples and applications.

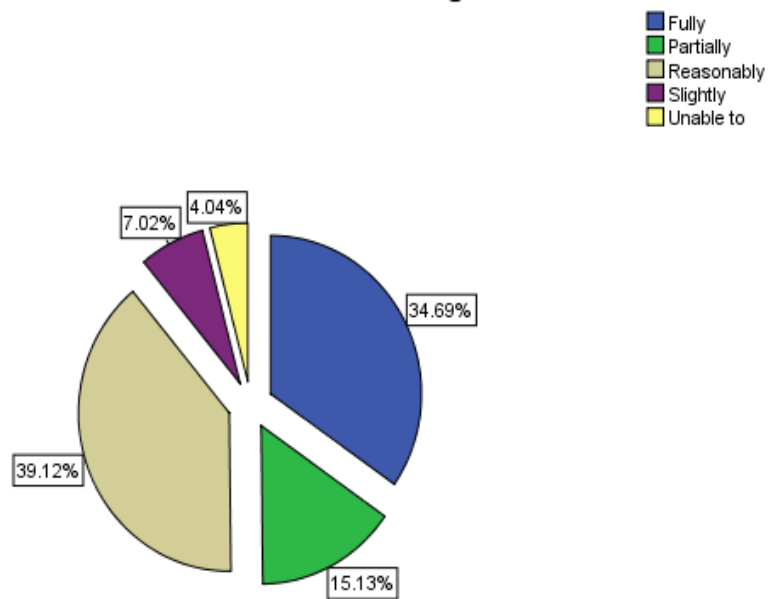
- Every time
- Never
- Occasionally/Sometimes
- Rarely
- Usually



The overall quality of teaching-learning process in your institute is very good.

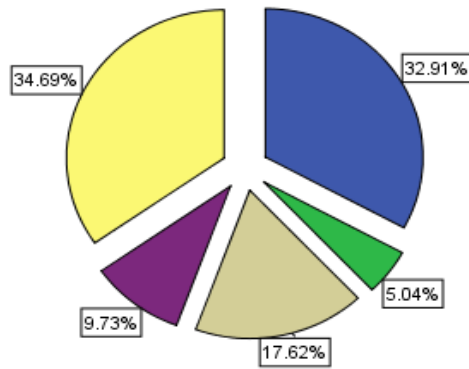


The teachers identify your strengths and encourage you with providing right level of challenges.



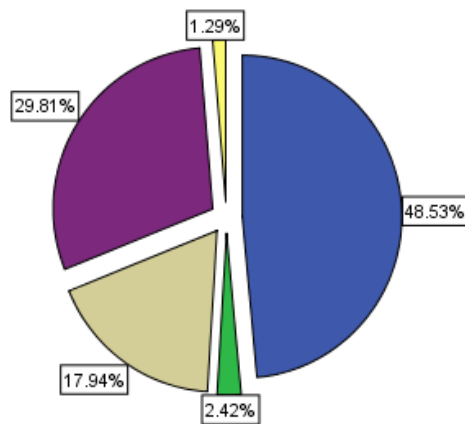
Teachers are able to identify your weaknesses and help you to overcome them.

- Every time
- Never
- Occasionally/Sometimes
- Rarely
- Usually

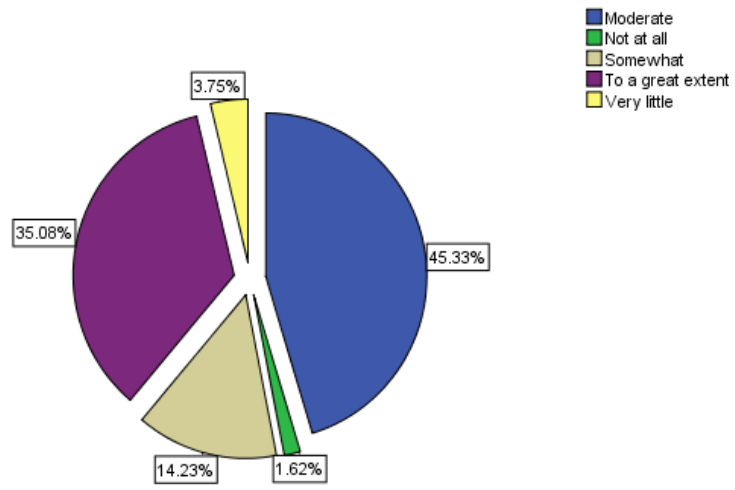


The institution makes effort to engage (involve) students in the monitoring, review and continuous quality improvement of the teaching learning process.

- Agree
- Disagree
- Neutral
- Strongly agree
- Strongly disagree

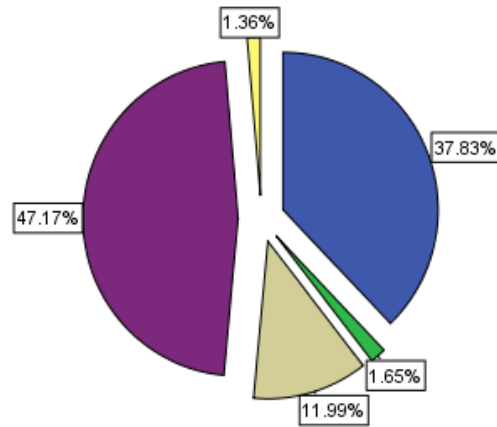


The institute/ teachers use student centric methods, such as experiential learning (through practical experiences), participative learning and problem solving methodologies for enhancing learning experiences.



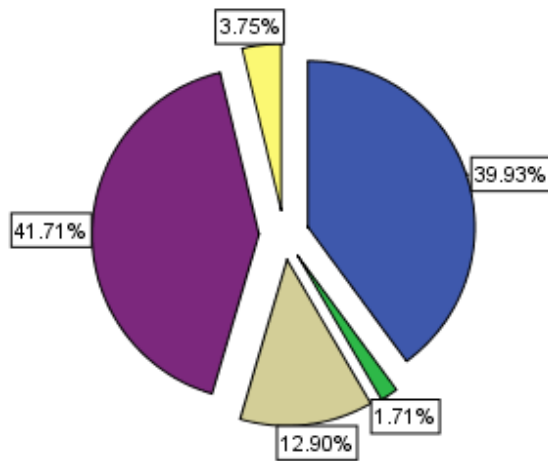
Teachers encourage you to participate in extracurricular activities.

- Agree
- Disagree
- Neutral
- Strongly agree
- Strongly Disagree



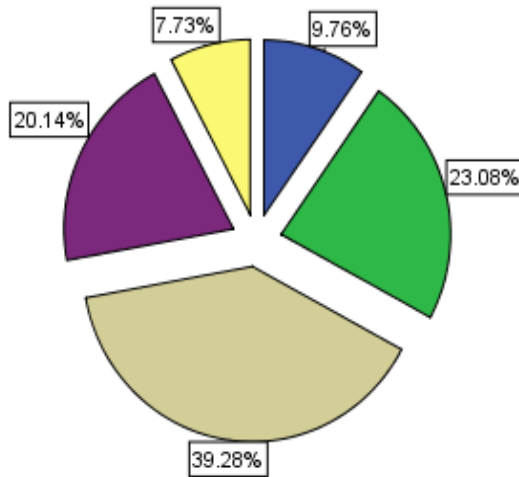
Efforts are made by the institute/ teachers to inculcate soft skills, life skills and employability skills to make you ready for the world of work.

- Moderate
- Not at all
- Somewhat
- To a great extent
- Very little



What percentage of teachers use ICT tools such as LCD projector, Multimedia, etc. while teaching.

- 30 - 49%
- 50 - 69%
- 70 - 89%
- Above 90%
- Below 29%



Action Taken Report

| Feedback | Action taken |
|---|--|
| Improvement required in Usage of ICT tools while teaching | <ul style="list-style-type: none"> ✓ 6 smart boards were procured and installed to enhance ICT enabled teaching. ✓ To equip the faculty with the usage of ICT tools a Five-Day Faculty Development Programme on “Building Competency for Online Teaching” was organized by the Department of Languages, and Internal Quality Assurance Cell (IQAC), in association with UOH, UGC HRD Centre, Hyderabad. ✓ Faculty were encouraged to participate in workshops/FDPs on ICT enabled teaching/tools. |
| More internship opportunities to be provided | <ul style="list-style-type: none"> ✓ College is a registered member of TASK (Telangana Academy for Skill and Knowledge) and Internshala. ✓ Increase in number of MOUs for promoting internship and field visits. |
| Information about course outcomes | <ul style="list-style-type: none"> ✓ Dissemination of COs, POs and PSOs through college website, orientation program and at the commencement of the course. |